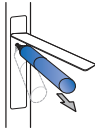




## Installation Quick Start Guide for WSG-4

Important Installation Instructions

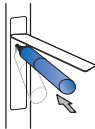
1. Open filter compartment door and remove the old filter by lifting it upward until it can no longer move. Gently pull the old filter straight out of the cartridge holder (Do Not Twist Cartridge.) A small amount of water may drip down.



2. Remove sanitary cap from new filter.



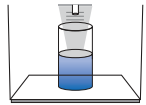
3. Insert top of filter into the cartridge holder, and push until filter is fully seated into position.



4. Gently swing the filter cartridge downward back into a vertical position. If the filter does not move downward easily, check the alignment of the top of the filter with the cartridge holder and ensure that it is fully seated.

5. Run water from the dispenser for 5 minutes (about 2 ½ gallons) to clear the system and prevent sputtering. See "To Use the Dispenser" section in refrigerator User Manual for more information.

**Note:** A newly-installed water filter cartridge may cause water to spurt from the dispenser. Initial flow rate may be slower than expected. Full flow rate should be restored within 24-36 hours.



6. To reset Filter Indicator light on the door of the refrigerator, please refer to your refrigerator's User Manual.

### Specifications

<b>Flow Rate:</b>	.5 gpm (1.89 lpm)
<b>Operating Temperature:</b>	33°-100°F (0.6°-38°C)
<b>Operating Pressure:</b>	30-100 psi (207-689 kPa)
<b>Life:</b>	6 Months or 200 gallons (757 liters)



This WSG-4 is Tested and Certified by NSF International against NSF/ANSI Standard 42 for the reduction of chlorine taste and odor.



This WSG-4 is Tested and Certified by IAPMO R&T against NSF/ANSI Standards 42, 53 & 372, for the reduction of Chlorine taste and odor, Lead, Cyst, VOC's, Mercury, Asbestos. Refer to Performance Data Sheet for complete list of claims.

### For further questions or assistance please call (866) 218-8473.

**Warning:** To reduce the risk of property damage from water leakage, the filter bypass plug **MUST** be used when a filter replacement cartridge is not installed. For cold water applications only. Do not use with water that is microbiologically unsafe or of unknown quality without adequate disinfection before or after the system.

Protect from freezing. REPLACE FILTER EVERY 6 MONTHS, OR IF BAD TASTE OR ODOR OCCUR.  
Systems Certified for cyst reduction may be used on disinfected waters that may contain filterable cysts.

Installation shall comply with applicable state and local regulations.

The risk associated with small parts can cause choking if swallowed.  
Keep children away from small parts during the replacement of the water filter.

Aquamor, LLC, 42188 Rio Nedo, Temecula, CA  
www.watersentinelilters.com