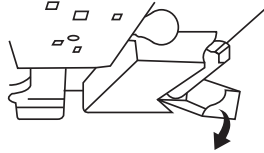


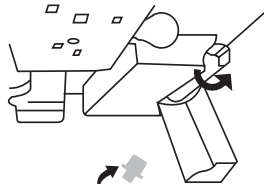


Installation Quick Start Guide for WSM-2
Important Installation Instructions

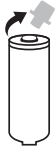
- 1** Locate the filter cartridge holder in the back upper right hand corner of the refrigerator. To open the cartridge cover, push in where indicated and the cover will drop down.



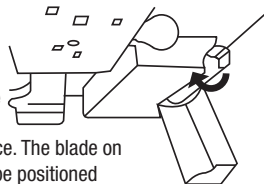
- 2** Remove old filter by slowly rotating it to the left. A small amount of water may drip down.



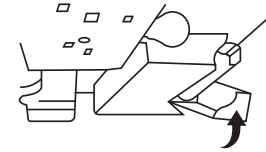
- 3** Carefully remove the plug on top of the new filter (twisting it back and forth eases the plug out).



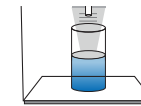
- 4** Position the cartridge inside the cartridge holder and slowly rotate the cartridge to the right until it stops. When the cartridge is properly installed, you will feel it “click” as it locks into place. The blade on the end of the cartridge should be positioned vertically. Do not overtighten.



- 5** Close the cartridge cover.



- 6** Run water from the dispenser for 5 minutes at .5 gpm (about 2½ gallons) to clear the system and prevent sputtering.



NOTE: Initial flow rate may be slower than expected. Full flow rate should be restored within 24-36 hours.

- 7** Locate the included Water Filter Replacement Calendar, and place dark circle over the month you installed your new filter. The light circle will indicate your next replacement month (May vary with water conditions and usage).

Specifications

| | |
|-------------------------------|--|
| Flow Rate: | .5 gpm (1.89 lpm) |
| Operating Temperature: | 33°-100°F (0.6°-38°C) |
| Operating Pressure: | 30-100 psi (207-689 kPa) |
| Life: | 6 Months or 300 gallons (1,136 liters) |



This WSM-2 is Tested and Certified by NSF International against NSF/ANSI Standard 42 for the reduction of chlorine taste and odor.



This WSM-2 is Tested and Certified by WQA against NSF/ANSI Standard 42 for the reduction of chlorine taste and odor.

For further questions or assistance please call (866) 218-8473.

Warning: To reduce the risk of property damage from water leakage, the filter bypass plug MUST be used when a filter replacement cartridge is not installed. For cold water applications only. Do not use with water that is microbiologically unsafe or of unknown quality without adequate disinfection before or after the system. Protect from freezing. REPLACE FILTER EVERY 6 MONTHS, OR IF BAD TASTE OR ODOR OCCUR

The risk associated with small parts can cause choking if swallowed. Keep children away from small parts during the replacement of the water filter.