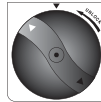




Installation Instructions for WSS-2

Important Installation Instructions

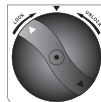
- 1** Locate existing filter and remove it by turning it counter clockwise as shown in the graphic.



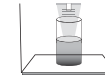
- 2** Holding new filter in your hands, carefully remove packaging and sanitary end-cap from the new filter.



- 3** Insert the new filter into the refrigerator filter receptacle. Rotate the filter clockwise until the arrow on the bottom of the filter is aligned with the arrow on the refrigerator filter head. Ensure filter is fully installed in refrigerator head a full 1/4 turn. This is required to activate the internal valve inside the refrigerator. If the filter is not turned a full 1/4 turn the valve will not fully open and may cause the water flow to be slow, or even cause the valve to make a chattering noise during use.



- 4** Dispense water into a glass looking for good water flow. If flow is slow, remove and reinstall filter ensuring that the filter is turned a full 1/4 turn.



NOTE: Initial flow rate may be slower than expected. Full flow rate should be restored within 24-36 hours.

- 5** Check filter one more time for any leaks.



- 6** Reset the filter replacement indicator light by holding down the Alarm (or Energy Saver) button for 3 seconds, or refer to your refrigerator owners manual.

Specifications

Flow Rate:	.5 gpm (1.89 lpm)
Operating Temperature:	33°-100°F (0.6°-38°C)
Operating Pressure:	30-100 psi (207-689 kPa)
Life:	6 Months or 300 gallons (1,136 liters)



This WSS-2 is Tested and Certified by NSF International against NSF/ANSI Standard 42 for the reduction of chlorine taste and odor.



This WSS-2 is Tested and Certified by WQA against NSF/ANSI Standard 42 for the reduction of chlorine taste and odor.

For further questions or assistance please call (866) 218-8473.

Warning: To reduce the risk of property damage from water leakage, the filter bypass plug MUST be used when a filter replacement cartridge is not installed. For cold water applications only. Do not use with water that is microbiologically unsafe or of unknown quality without adequate disinfection before or after the system. Protect from freezing. REPLACE FILTER EVERY 6 MONTHS, OR IF BAD TASTE OR ODOR OCCUR

The risk associated with small parts can cause choking if swallowed. Keep children away from small parts during the replacement of the water filter.